



Quartz Crystal · MMTF32

- Tuning fork crystal · 2.0 x 6.0 mm
- 2 x 6 mm cylinder type
- 32.768 kHz standard



RoHS compliant



Pb free



REACH compliant



Conflict mineral free

actual size

GENERAL DATA

TYPE	MMTF32
frequency	32.768 kHz
frequency tolerance at 25 °C ± 5 °C	±10 ppm / ±20 ppm
load capacitance C_L	10 pF / 12.5 pF std. (6 pF ~ 12.5 pF on request)
temperature constant (T_C)	$T_C = -0.04 \text{ ppm} / ^\circ\text{C}^2 \text{ max.}$ $T_C = -0.034 \text{ ppm} / ^\circ\text{C}^2 \text{ typical}$
frequency temperature characteristic	$\Delta f = T_C \cdot (T_A - T_{TP})^2$ in [ppm] T_A = actual ambient temperature $T_{TP} = 25 \text{ }^\circ\text{C} \pm 5 \text{ }^\circ\text{C}$ T_{TP} = turning point temperature
operating temperature range	-20 °C ~ +70 °C / -40 °C ~ +85 °C
shunt capacitance C_0	1.2 pF typical
series resistance max. (ESR)	40.0 kΩ (35.0 kΩ ask if available)
storage temperature	-40 °C ~ +90 °C
drive level max.	1 μW
aging	< ± 5 ppm first year

DIMENSIONS

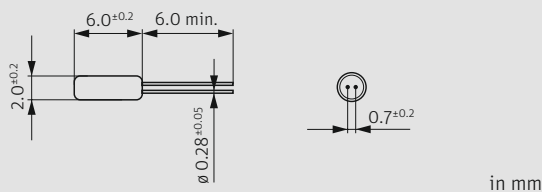


TABLE 1: FREQUENCY STABILITY VS. TEMPERATURE

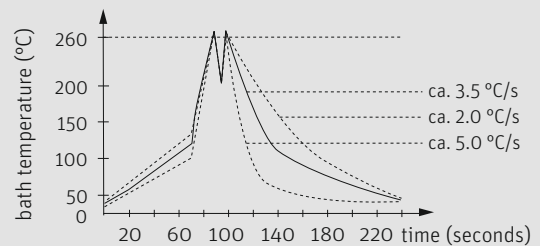
Temperature Range	Standard	-80 ppm	-160 ppm
-20 °C ~ +70 °C	STD.	●	
-40 °C ~ +85 °C	T1		●

● standard

MARKING

company code
date code
internal code (optional)

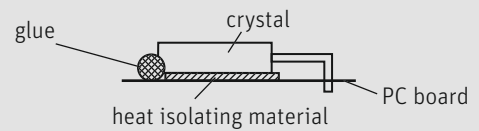
WAVE SOLDERING PROFILE



MOUNTING

Mounting:

if the crystal should be mounted vertically to your board (see picture), do not directly solder the metal can. The crystal may be overheated by the direct heat flow. Please use glue (hot-melt adhesive) or mechanical clamping to fasten the metal can.



ORDER INFORMATION

Q	frequency	type	load capacitance in pF	tolerance at 25 °C	option
Quartz	0.032768 MHz	MMTF32	6 pF ~ 12.5 pF 10.0 pF Std. 12.5 pF Std.	20 = ±20 ppm 10 = ±10 ppm	blank = -20 °C ~ +70 °C T1 = -40 °C ~ +85 °C

Example: Q 0.032768-MMTF32-12.5-20-LF (Suffix LF = RoHS compliant / Pb free pads)