
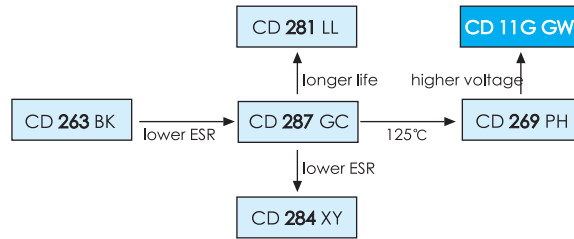


2000h at 125°C

- High Ripple Current at High Temperature
- Suited for ballast and energy-saving lamp application of which high temperature and high reliability are required
- High Reliability

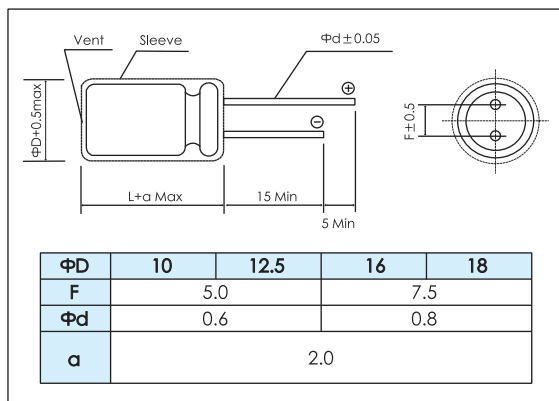


Items	Characteristics						
Operating Temperature Range (°C)	-40 ~ +125			-25 ~ +125			
Voltage Range (V)	160 ~ 250			350 ~ 450			
Capacitance Range (μF)	1 ~ 330						
Capacitance Tolerance (20°C, 120Hz)	± 20%						
Leakage Current (μA)	After 1 minute at 20°C application of rated voltage, leakage current is not more than 0.03CV+70. C: Nominal Capacitance (μF) V: Rated Voltage (V)						
Dissipation Factor (20°C, 120Hz)	Rated Voltage (V)	160	200	250	350	400	450
	Tan δ (max)	0.12	0.12	0.12	0.15	0.15	0.15

	Useful Life		Load Life	Endurance Test	Shelf Life
Lifetime	3000h	5000h	2000h	2000h	500h
Leakage Current	Not more than specified value		Not more than specified value	Not more than specified value	Not more than specified value
Capacitance Change	Within ± 30% of initial value		Within ± 20% of initial value	Within ± 20% of initial value	Within ± 20% of initial value
Dissipation Factor	Not more than 300% of specified value		Not more than 200% of specified value	Not more than 200% of specified value	Not more than 200% of specified value
Condition: Applied Voltage Applied Current Applied Temperature	U_R I_R 125°C	U_R $1.4 \times I_R$ 75°C	U_R I_R 125°C	U_R $I_R = 0$ 125°C	$U_R = 0$ $I_R = 0$ 125°C After test: U_R to be applied for 30min >24h before measurement

Dimensions

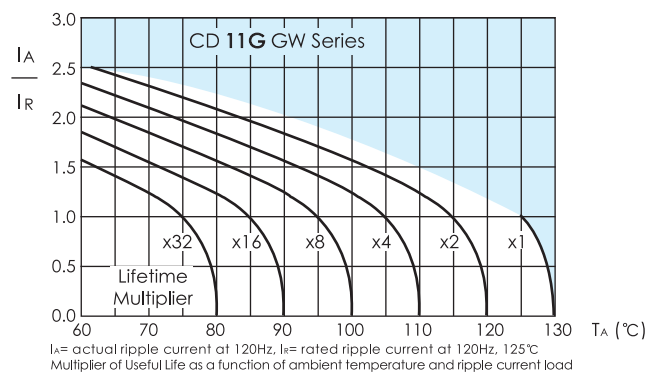
mm



Frequency Coefficient

Frequency(Hz)	50/60Hz	120Hz	500Hz	1kHz	≥10kHz
Coefficient	0.80	1.0	1.2	1.3	1.5

Lifetime Diagram



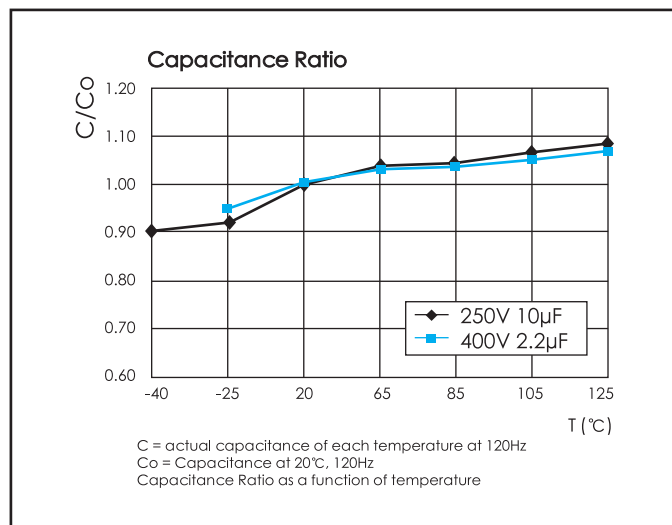
Temperature Coefficient

Temperature(°C)	+85	+105	+125
Coefficient	2.2	1.60	1.00

Ratings for CD 11G GW Series

U _r (Surge Voltage) Code	Rated Capa- cance	Max ESR 20°C, 120Hz	Typ ESR 20°C, 120Hz	Rated Ripple Current 125°C, 120Hz	Size ΦD x L	P/N
(V)	(μF)	(Ω)	(Ω)	(mA _{rms})	(mm)	-
160 (200) 2C	6.8	23.4	10.2	45	10×12.5	ECR2CGW6R8M□□100012
	10	15.9	6.9	62	10×16	ECR2CGW100M□□100016
	22	7.2	3.2	101	10×20	ECR2CGW220M□□100020
	33	4.8	2.1	139	12.5×20	ECR2CGW330M□□125020
	47	3.4	1.5	165	12.5×20	ECR2CGW470M□□125020
	100	1.6	0.7	302	16×25	ECR2CGW101M□□160025
	220	0.7	0.31	514	18×31.5	ECR2CGW221M□□180031
200 (250) 2D	330	0.5	0.21	673	18×36	ECR2CGW331M□□180036
	6.8	23.4	11	45	10×12.5	ECR2DGW6R8M□□100012
	10	15.9	7.5	62	10×16	ECR2DGW100M□□100016
	22	7.2	3.5	101	10×20	ECR2DGW220M□□100020
	33	4.8	2.3	139	12.5×20	ECR2DGW330M□□125020
	47	3.4	1.6	165	12.5×20	ECR2DGW470M□□125020
	100	1.6	0.75	302	16×25	ECR2DGW101M□□160025
250 (300) 2E	220	0.7	0.34	514	18×31.5	ECR2DGW221M□□180031
	330	0.5	0.23	673	18×36	ECR2DGW331M□□180036
	2.2	72.4	31	26	10×12.5	ECR2EGW2R2M□□100012
	3.3	48.3	21	31	10×12.5	ECR2EGW3R3M□□100012
	4.7	33.9	14.5	42	10×16	ECR2EGW4R7M□□100016
	6.8	23.4	10	51	10×16	ECR2EGW6R8M□□100016
	10	15.9	7	68	10×20	ECR2EGW100M□□100020
350 (400) 2V	22	7.2	3.2	113	12.5×20	ECR2EGW220M□□125020
	33	4.8	2.1	153	12.5×25	ECR2EGW330M□□125025
	47	3.4	1.5	207	16×25	ECR2EGW470M□□160025
	100	1.6	0.7	346	18×31.5	ECR2EGW101M□□180031
	220	0.7	0.31	550	18×36	ECR2EGW221M□□180036
	2.2	90.5	32	26	10×16	ECR2VGW2R2M□□100016
	3.3	60.3	21	32	10×16	ECR2VGW3R3M□□100016
400 (450) 2G	4.7	42.3	15	42	10×20	ECR2VGW4R7M□□100020
	5.6	35.5	12.5	46	10×20	ECR2VGW5R6M□□100020
	6.8	29.3	10.5	56	12.5×20	ECR2VGW6R8M□□125020
	10	19.9	7	68	12.5×20	ECR2VGW100M□□125020
	22	9.0	3.2	112	12.5×25	ECR2VGW220M□□125025
	33	6.0	2.1	155	16×25	ECR2VGW330M□□160025
	47	4.2	1.5	201	16×31.5	ECR2VGW470M□□160031
450 (500) 2W	1.0	199.0	60	16	10×12.5	ECR2GGW010M□□100012
	2.2	90.5	27	26	10×16	ECR2GGW2R2M□□100016
	3.3	60.3	18	32	10×16	ECR2GGW3R3M□□100016
	4.7	42.3	12.8	42	10×20	ECR2GGW4R7M□□100020
	5.6	35.5	10.8	46	10×20	ECR2GGW5R6M□□100020
	6.8	29.3	8.9	56	12.5×20	ECR2GGW6R8M□□125020
	10	19.9	6	68	12.5×20	ECR2GGW100M□□125020
47	22	9.0	2.7	112	12.5×25	ECR2GGW220M□□125025
	33	6.0	1.8	155	16×25	ECR2GGW330M□□160025
	47	4.2	1.3	201	16×31.5	ECR2GGW470M□□160031
	1.0	199.0	60	16	10×12.5	ECR2WGW010M□□100012
	2.2	90.5	27	26	10×16	ECR2WGW2R2M□□100016
	3.3	60.3	18	32	10×16	ECR2WGW3R3M□□100016
	4.7	42.3	12.8	42	10×20	ECR2WGW4R7M□□100020
5.6	35.5	10.8	46	10×20	ECR2WGW5R6M□□100020	
	6.8	29.3	8.9	56	12.5×20	ECR2WGW6R8M□□125020
	10	19.9	6	75	12.5×25	ECR2WGW100M□□125025
	22	9.0	2.7	127	16×25	ECR2WGW220M□□160025
	33	6.0	1.8	168	16×31.5	ECR2WGW330M□□160031
	47	4.2	1.3	212	18×31.5	ECR2WGW470M□□180031

Typical Curves



Customer products are available on request.